


GROUND FLOOR



CONCORD PARK II

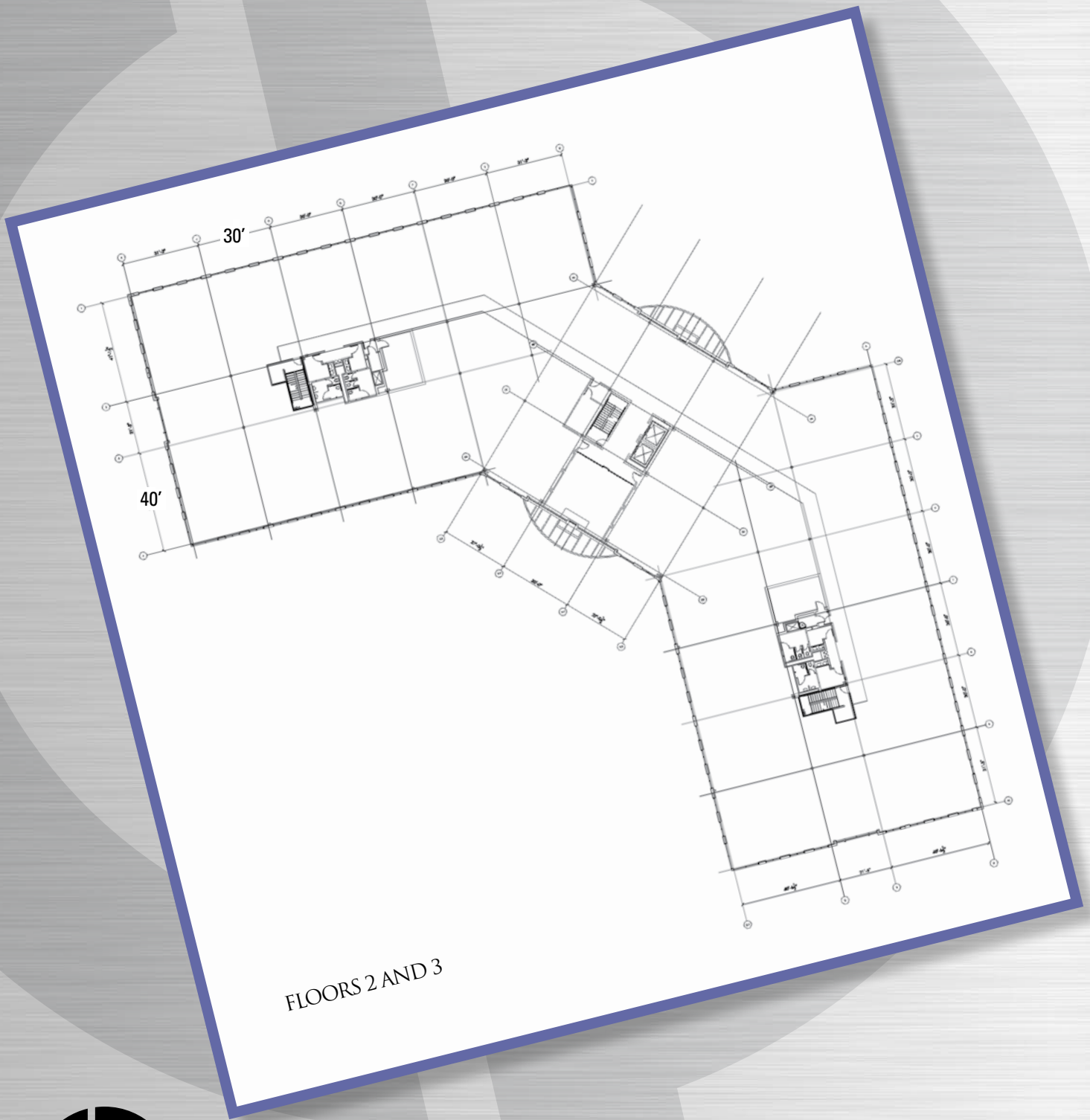
GROUND FLOOR

Designed by the renowned firm of HKS, Inc., Concord Park II reflects the leading edge in office architecture, featuring bay widths of 30' and bay depths ranging from 35' to 40' offering flexibility in design for tenants both large and small. A multi-tenant add-on factor of just 16% reflects efficiencies achieved through thoughtful design.


PROFESSIONALLY DEVELOPED AND MANAGED BY



PROPERTY CORPORATION



FLOORS 2 AND 3



CONCORD PARK II

FLOORS
2 AND 3

Floors 2 and 3 of Concord Park II offer large corporate tenants the efficiencies of a 3.6% single tenant add-on factor in an interesting floor plate design. Access to these upper levels is amply provided by two beautiful elevators and enhanced by a central architectural staircase.

PROFESSIONALLY DEVELOPED AND MANAGED BY



PROPERTY CORPORATION